

C-RT028 - REAL ALLOY INGOT BUNDLE CONFIGURATIONS

Original Date: 03/16/17

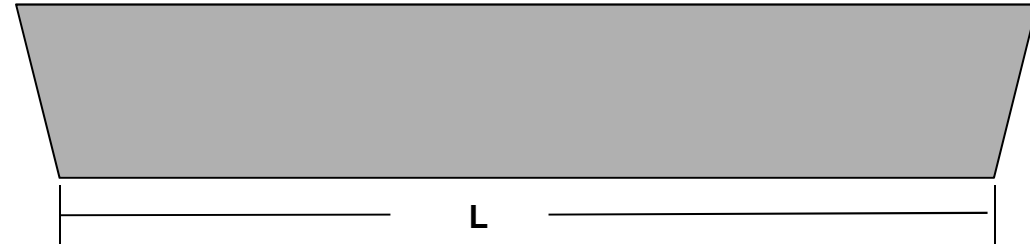
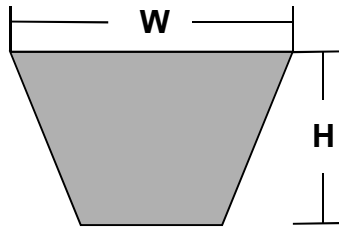
Last Revision:

REAL ALLOY

Ingots Dimensions

Sides

Front and Back



■ Coldwater Line #1 & #2

- Length – 28.125"
- Width – 4.75"
- Height – 4"

■ Loudon

- Length – 28.125"
- Width – 4.75"
- Height – 4"

■ Mississauga

- Length – 28.125"
- Width – 4.75"
- Height – 4"

■ Monclova

- Length – 28.125"
- Width – 4.75"
- Height – 4"

■ Steele

- Length – 28.7"
- Width – 4.31"
- Height – 3"

■ Wabash

- Length – 28.125"
- Width – 4.75"
- Height – 4"

All measurements in this presentation are approximations based on ingot size


REAL ALLOY

Default 11 Row Bundle Configuration

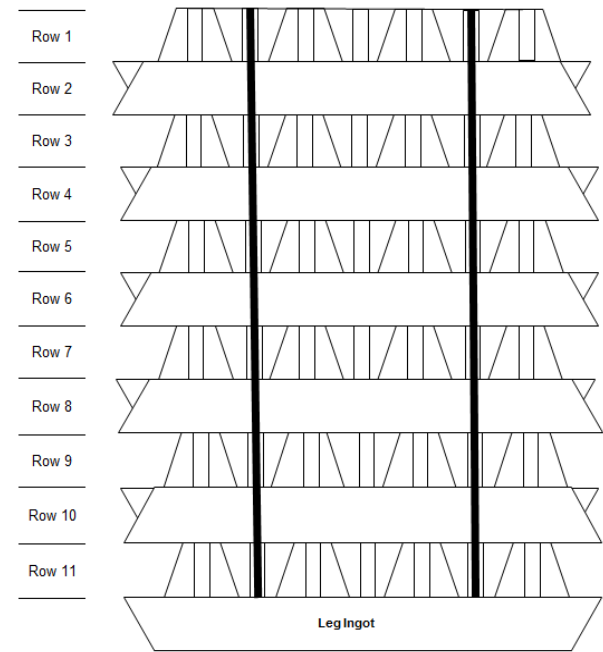
- Bundle Height = 48"
 - Steele = 36"
- Legs = In 3-4 Inches
- Bundle Weight = 2,400lbs
 - Steele = 2,100lbs
- Steel Banding (Plastic is available)

* All measurements are approximations based on ingot size

Front and Back Markings



Side Markings

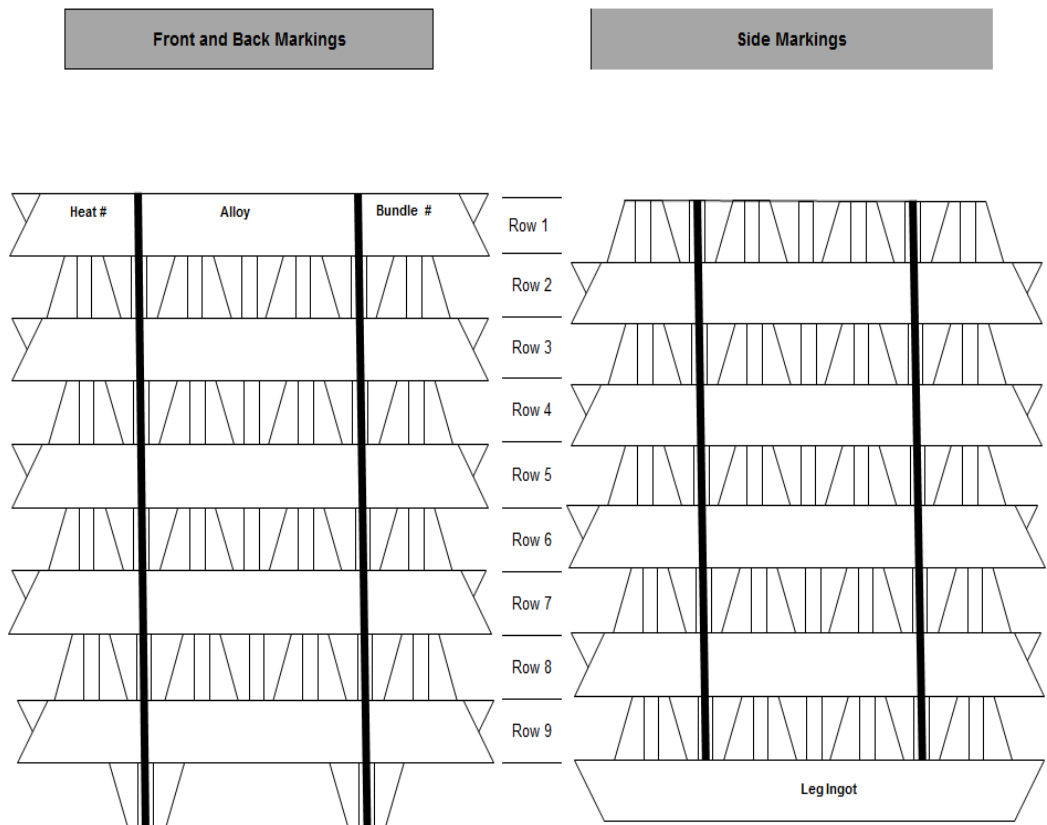


REAL ALLOY

9 Row Bundle Configuration

- Bundle Height = 40”
 - Steele = 30”
- Legs = In 3-4 Inches
- Bundle Weight = 1,950lbs
 - Steele = 1,750lbs
- Steel Banding (Plastic is available)

* All measurements are approximations based on ingot size

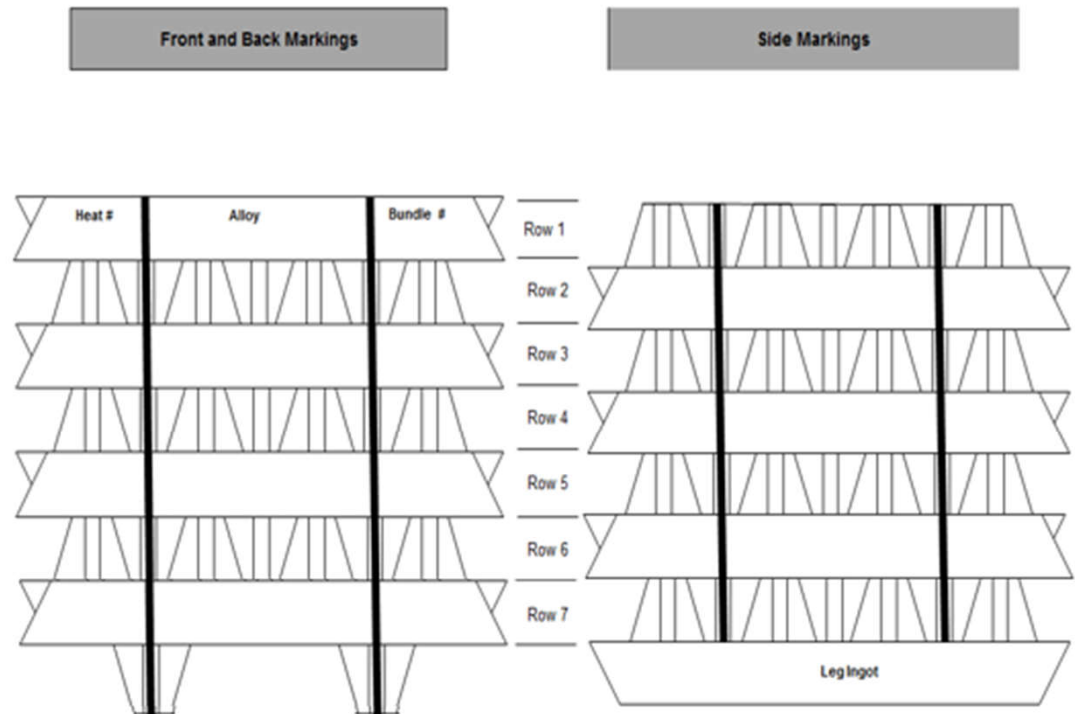


REAL ALLOY

7 Row Bundle Configuration

- Bundle Height = 32"
 - Steele = 24"
- Legs = In 3-4 Inches
- Bundle Weight = 1,530lbs
 - Steele = 1,400lbs
- Steel Banding (Plastic is available)

* All measurements are approximations based on ingot size

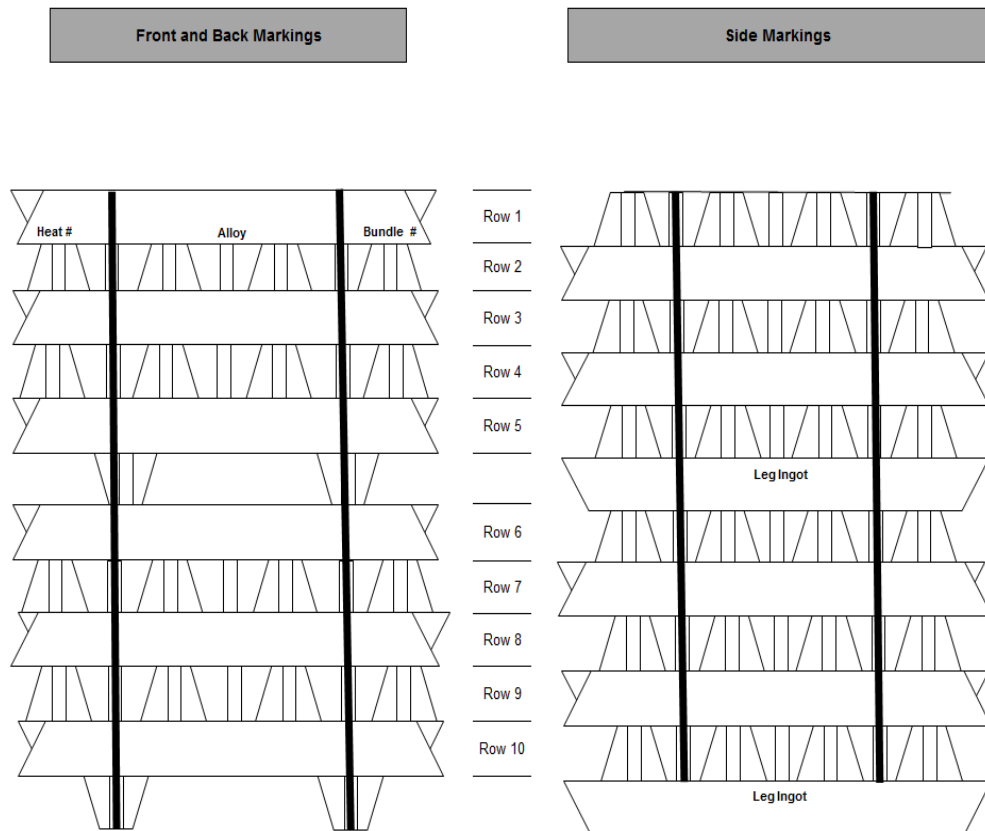


REAL ALLOY

Split Bundle Configuration

- Bundle Height = 48”
 - Steele = 36”
- Legs = In 3-4 Inches
- Bundle Weight = 2,400lbs
 - Steele = 2,100lbs
- Steel Banding (Plastic is available)

* All measurements are approximations based on ingot size



REAL ALLOY